



Residential / Commercial



KOOLEN INDUSTRIES SOLAR
solar energy for everyone

MONO-FACIAL MODULE

400 / 405 / 410 / 415

DM400M10-54HSW/HBW

DM405M10-54HSW/HBW

DM410M10-54HSW/HBW

DM415M10-54HSW/HBW



Adaptability

Best size and excellent performance for various application scenarios



Quality

Over 40 years of manufacturing experience in house wafer, cell and module




Guarantee

Warranty comes from one of the most financially healthy PV providers

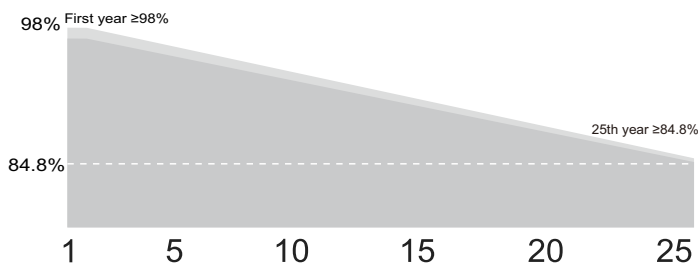


Service

Customer-oriented and local services



Warranty



20 Years product warranty

25 Years power output warranty

A Member of the Hengdian Group

Ver:20221103A3

Electrical Specifications

Module Type	DM400M10-54HSW/HBW		DM405M10-54HSW/HBW		DM410M10-54HSW/HBW		DM415M10-54HSW/HBW	
	DM400M10-54HSW/HBW-V	DM400M10-54HSW/HBW-V	DM405M10-54HSW/HBW-V	DM405M10-54HSW/HBW-V	DM410M10-54HSW/HBW-V	DM410M10-54HSW/HBW-V	DM415M10-54HSW/HBW-V	DM415M10-54HSW/HBW-V
Testing Condition	STC	NOCT	STC	NOCT	STC	NOCT	STC	NOCT
Maximum Power (Pmax/W)	400	303	405	307	410	311	415	315
Maximum Power Current (Imp/A)	13.03	10.32	13.11	10.40	13.20	10.47	13.29	10.52
Maximum Power Voltage (Vmp/V)	30.73	29.38	30.91	29.55	31.09	29.72	31.27	29.90
Short-circuit Current (Isc/A)	13.90	11.15	13.98	11.21	14.06	11.28	14.13	11.33
Open-circuit Voltage (Voc/V)	37.09	35.23	37.21	35.34	37.33	35.46	37.45	35.57
Module Efficiency STC (%)	20.65%		20.91%		21.17%		21.43%	

Pmax Tolerance 0/+3% STC:AM1.5 1000W/m² 25°C NOCT:AM1.5 800W/m² 20°C 1m/s Measurement uncertainty:±3%

Mechanical Data

Cell Type	P type Mono-crystalline
Cell Arrangement	108(6x18)
Module Dimensions	1708x1134x30mm
Weight	19.5kg
Module Structure	Glass/Encapsulant/Backsheet
Glass Thickness	2.8mm
PV Module Classification	Class II
Junction Box Rating	IP68
Cables	4mm ² /1100mm or Customized Length
Connector Type	PV-ZH202B or MC4 (1000V) PV-ZH202B or MC4-EVO 2A (1500V)

Packaging

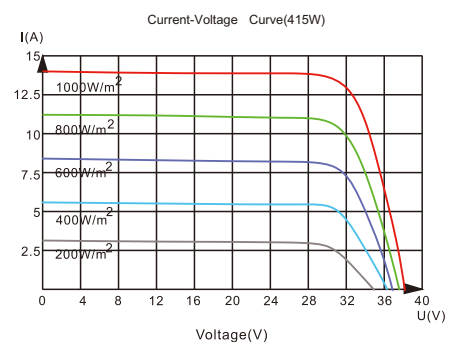
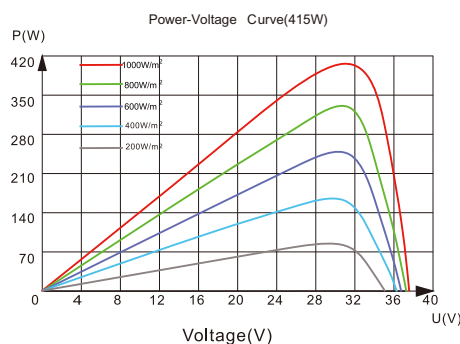
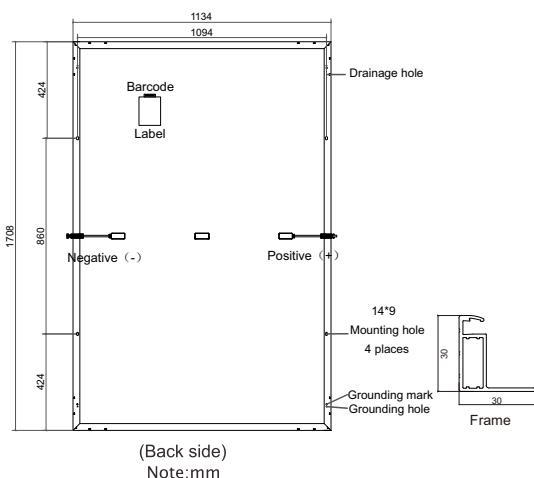
Pallet Dimensions	1750×1140×1250mm
Container	40'HQ
Pieces per Pallet	36
Pieces per Container	936

Temperature Characteristics

Nominal Operating Cell Temperature(NOCT)	42±3°C
Temperature Coefficient of Isc	+0.0448%/°C
Temperature Coefficient of Voc	-0.246%/°C
Temperature Coefficient of Pmax	-0.330%/°C

Maximum Ratings

Operating Temperature	-40°C to+85°C	Maximum Series Fuse Rating	25A
Maximum Load Capacity	Snow 5400Pa/Wind 2400Pa	Number of Diodes	3
Maximum System Voltage	1000V/1500V DC(IEC)	Fire Rating Class	Class C



Statement: Due to technological progress, product parameters will be adjusted accordingly; When signing the contract, the latest data of the company shall prevail.